


Guadalupe Union School District ABI Parent Portal Creating a New Account

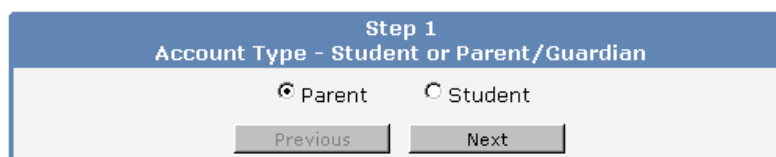
The above sticker has information about your child that you will need when creating a user account. Please follow the instructions below on creating a new account.

1. Go to <https://www.accessmystudent.com/guadalupe/>

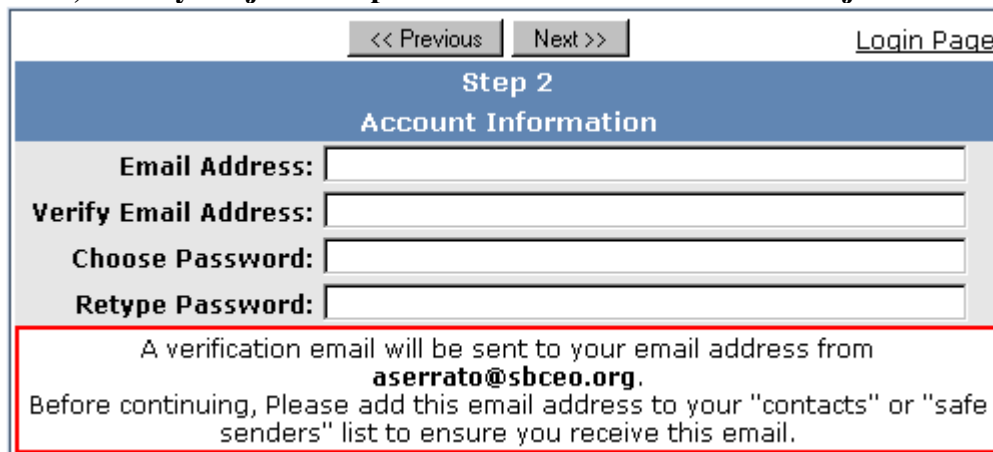


2. Click on Create New Account, select “Parent”, and click “Next>>”

[Return to Login Page](#)



3. Complete the requested information. The system will automatically generate an Email message to the address provided. The Email will be from aserrato@sbceo.org and have Aeries Browser Interface in the subject line. If it does not show up in your inbox, check your junk or spam folder for the Email. It takes just a few moments.



4. When you open the Email, you will see the following message:

Thank you for registering for an *Aeries* account. In order to ensure the account was requested by you, please click on the appropriate link below or copy and paste the URL into the Address bar of your browser.

If you can, please click on the following links to confirm or reject this account:

[Confirm Current Email Address](#)

[Reject Current Email Address](#)

If you are unable to click the links above, you need to copy and paste the following URL into your web browser's Address bar:
<https://www.accessmystudent.com/guadalupe/ConfirmEmail.aspx>

You will then be prompted for the following information which you can copy and paste into the page:

Email Address: [REDACTED]

Email Code: JY4EQK32P23X6C68454K

5. Once you click on the confirmation link, you may be asked for the Email code; you will find this code in the Email:

[Return to Login Page](#)

Step 3
Email Verification

A verification email has been sent to your email address from:
aserrato@sbceo.org

Click the "Confirm" link provided in that email or copy and paste the
Email Code into the field below:

Email Code:

6. You will now be prompted to continue the log in process. Click "Return to Login Page":

[Return to Login Page](#)

Final Step
Login to Aeries

Thank you for confirming your email address. You may now login to Aeries
and link your account to a student.

[Return to Login Page](#)

7. You can now log in using your Email address and your password

Guadalupe School District

Email Address:

Password:

[Create New Account](#) [Forgot Password?](#)

English
Español
Việt
한국어
العربية

8. Once logged in, you will need to enter some information. You will find this information on the label at the top of this letter:

**Step 1
Student Verification**

Please Enter The Following Information About Your Student

Student Permanent ID Number:

Student Home Telephone Number:

Verification Code:

8. Your child is now linked to your account. You will need to click on your name or on “none of the above” if you do not see your name then click ‘Next’:

**Step 2
Emergency Contact Verification**

Your account is now linked to Eric Hernandez.

If your name appears below, please select it so that the email address on the record can be updated.

Name	Relationship
[REDACTED]	
None of the above	

**Step 3
Process Complete**

Your account is now linked to [REDACTED]

9. If you have additional children to link to your account simply click “Add Another Student to Your Account”; if not, you click on ‘Home’ (top left hand side of the page). You are now have access to your child’s information:

2012-2013
Mary Buren School, K-5

Home Student Info Attendance Grades Medical Guidance Test Scores Programs
Change Student Options Logout

Calendar
December 2012

Add New Event Display: Month

Mon	Tue	Wed	Thu	Fri	Sat/Sun
26	27	28	29	30	1
					2
3	4	5	6	7	8
					9
10	11	12	13	14	15
					16
17	18	19	20	21	22
					23
24	25	26	27	28	29
					30
31	1	2	3	4	5
					6

Welcome to the Parent Portal for [REDACTED]

Gradebook Summary
Current Missing Week's Att Last
Name Per Teacher % Mark Trend Assign HW/F Updated

Students You Have Access To

Student	Grade	School
Abel Zarate	3	Mary Buren Schl, K-5

Most Recent Test Results

Test	Taken	Result
GST		
Eng/Lang Arts Total	04/2012	Below Basic
General Math	04/2012	Basic
CELDI		
CA Eng. Lang. Dev. Test	09/2012	Early Intermediate
List. & Speaking	09/2012	N/A
Reading	09/2012	Beginning
Writing	09/2012	Early Intermediate
Listening	09/2012	Intermediate
Speaking	09/2012	Intermediate
Comprehension	09/2012	N/A
CELDI Criterion	09/2012	N/A

Accounts Associated With This Student

Email	Type	Last Accessed
aserrato@sbceo.org	P	
aserrato84@gmail.com	S	

Distrito Escolar de Guadalupe Portal para padres, ABI Crear una cuenta nueva

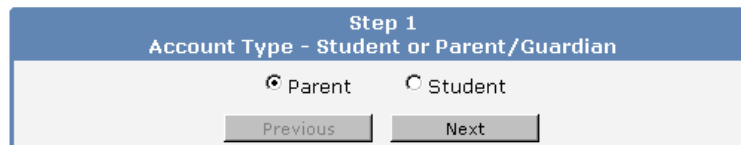
La etiqueta pegada a esta pagina, tiene información sobre su hijo que usted necesitará al crear una cuenta de usuario. Por favor siga las siguientes instrucciones para crear una cuenta nueva.

1. Visite la siguiente página web: <https://www.accessmystudent.com/guadalupe/>

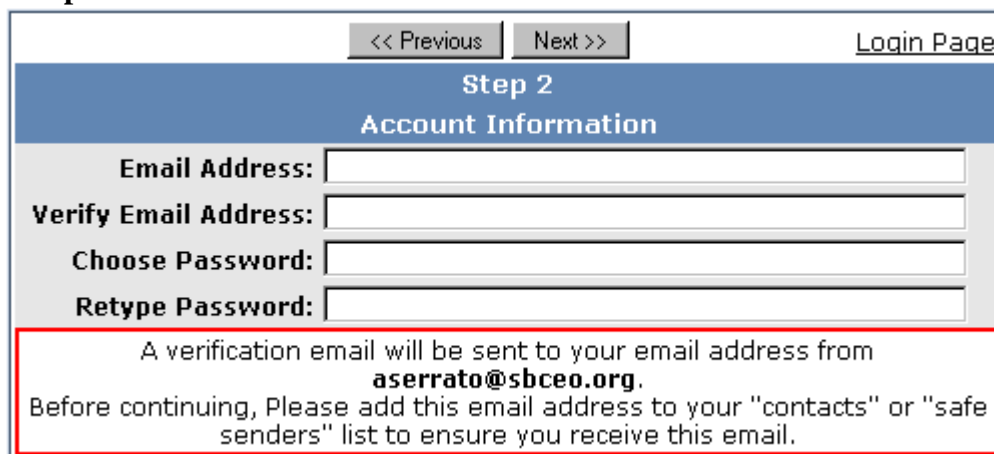


2. Haga clic en Create New Account (significa “Crear Cuenta Nueva”) Seleccione “Parent” (Padre) y haga clic en “Next>>” (siguiente)

[Return to Login Page](#)



3. Complete la información requerida. El sistema automáticamente generará un Email a la dirección proporcionada por usted. El Email vendrá de la siguiente dirección: aserrato@sbceo.org y tendrá Aeries Browser Interface en la línea de asunto. Si no recibe el correo, revise en “Trash” (su carpeta de basura) o spam. Este proceso toma solo un momento.



4. Al abrir el correo electrónico, usted vera lo siguiente:

Thank you for registering for an *Aeries* account. In order to ensure the account was requested by you, please click on the appropriate link below or copy and paste the URL into the Address bar of your browser.

If you can, please click on the following links to confirm or reject this account:

[Confirm Current Email Address](#)

[Reject Current Email Address](#)

If you are unable to click the links above, you need to copy and paste the following URL into your web browser's Address bar.
<https://www.accessmystudent.com/quadalupe/ConfirmEmail.aspx>

You will then be prompted for the following information which you can copy and paste into the page:

Email Address: [REDACTED]
Email Code: JY4EQK32P23X6C68454K

5. Haga clic en “[Confirm Current Email Address](#)” para confirmar. Despues ingrese el codigo del Email que recibio:

[Return to Login Page](#)

Step 3
Email Verification

A verification email has been sent to your email address from:
aserrato@sbceo.org
Click the "Confirm" link provided in that email or copy and paste the
Email Code into the field below:

Email Code:

6. Esto lo llevara a la siguiente página donde usted hará clic en “[Return to Login Page](#)” para regresar a la pagina inicial del portal:

[Return to Login Page](#)

Final Step
Login to Aeries

Thank you for confirming your email address. You may now login to Aeries
and link your account to a student.
[Return to Login Page](#)

7. Ahora usted puede ingresar al portal de padres utilizando su dirección de Email y su contraseña personal:


Guadalupe School District

Email Address:

Password:

[Create New Account](#) [Forgot Password?](#)

English ●
Español ●
Việt ●
한국어 ●
العربية ●

 **Aeries** PORTALS

8. Después, se le pedirá cierta información que se encuentra en la etiqueta en la parte superior de esta carta:

**Step 1
Student Verification**

Please Enter The Following Information About Your Student

Student Permanent ID Number:

Student Home Telephone Number:

Verification Code:

9. Su hijo ahora esta conectado a su cuenta de usuario. Haga clic en su nombre o en “none of the above” si no se encuentra. Haga clic en “Next”:

**Step 2
Emergency Contact Verification**

Your account is now linked to Eric Hernandez.

If your name appears below, please select it so that the email address on the record can be updated.

Name	Relationship
[REDACTED]	
None of the above	

**Step 3
Process Complete**

Your account is now linked to [REDACTED]

10. Si usted tiene más niños que agregar a su cuenta simplemente haga clic en “Add Another Student to Your Account” (Añadir otro estudiante a su cuenta); Si no es así, haga clic “Home” (Inicio) (localizado a la izquierda de la página). Ahora usted tiene acceso a la información de su hijo:

2012-2013 **Mary Buren School, K-5**

[Home](#)
[Student Info](#)
[Attendance](#)
[Grades](#)
[Medical](#)
[Guidance](#)
[Test Scores](#)
[Programs](#)
[Change Student](#)
[Options](#)
[Logout](#)

Calendar
December 2012

Mon	Tue	Wed	Thu	Fri	Sat/Sun
26	27	28	29	30	1
					2
3	4	5	6	7	8
					9
10	11	12	13	14	15
					16
17	18	19	20	21	22
					23
24	25	26	27	28	29
					30

Welcome to the Parent Portal for [REDACTED]

Name	Per Teacher %	Gradebook Summary		Missing Work's Att	Last Updated
		Current Mark	Trend Assign HW/TF		
Abel Zarate	3				

Students You Have Access To

Student	Grade	School
Abel Zarate	3	Mary Buren Schl, K-5

Most Recent Test Results

Test	Taken	Result
GSI		
Eng/Lang Arts Total	04/2012	Below Basic
General Math	04/2012	Basic
RELDI		
CA Eng. Lang. Dev. Test List. & Speaking	09/2012	Early Intermediate
Reading	09/2012	Beginning
Writing	09/2012	Early Intermediate
Listening	09/2012	Intermediate
Speaking	09/2012	Intermediate
Comprehension	09/2012	N/A
CELDI Criterion	09/2012	N/A

Accounts Associated With This Student

Email	Type	Last Accessed
aserrato@sbceo.org	P	
aserrato84@gmail.com	S	